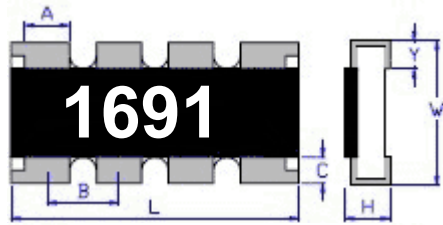


TFAN43FTNY1691

基本参数：TFAN43FTNY1691-Viking贴片排阻-尺寸结构说明：



外观示例图 (参数见尺寸表)

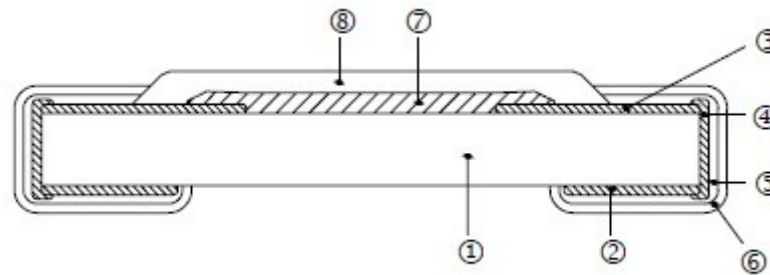
尺寸表：

单位: mm

Type	Number of Resistors	L	W	H	A	B	C	Y	Weight (g) (1000pcs)
TFAN43	4	3.20±0.15	1.60±0.15	0.55±0.10	0.50±0.15	0.80±0.05	0.30±0.15	0.30±0.15	8.22

产品型号	TFAN43FTNY1691
电阻阻值	1.69kΩ
电阻精度	±1%
封装尺寸	0603 ×4
温度系数	±15 ppm
工作电压	50V
过载电压	100V
温度范围	-55~+155℃

TFAN43FTNY1691-Viking精密电阻排-尺寸结构说明：



① 氧化铝基板	⑤ 阻挡层(Ni)
② 底部电极(Ag)	⑥ 外部电极(Sn)
③ 顶电极(Ag-Pd)	⑦ 电阻层(NiCr)
④ 边电极(Ag)	⑧ 外封装(Epoxy)

TFAN43FTNY1691-Viking贴片排阻-规格说明：

TFAN



TFAN 系列

43



外形尺寸
0603 ×4

F



电阻公差
±1%

T



包装类型
纸/聚乙烯卷盘

N



温度系数
±15 PPM/℃

Y



功率
1/16W

1691



电阻值
1.69kΩ



遵循标准
E96/ E24

注：该规格书由北京明辉峰尚科技有限公司技术部提供，如有变更请以AIKING官方规格书为准

TFAN43FTNY1691-Viking贴片排阻-环境特征及测试：

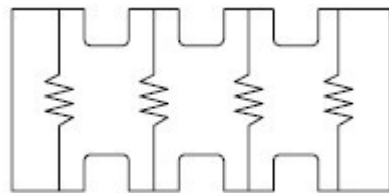
项目	条件		测试方法
	Tol. ≤0.25%	Tol. >0.25%	
Temperature Coefficient of Resistance (T.C.R.)	As Spec.		MIL-STD-202F Method 304 +25/-55/+25/+125/+25°C
Short Time Overload	ΔR±0.25%	ΔR±0.5%	JIS-C-5201-1 5.5 RCWV*2.5 or Max. overload voltage for 5 seconds
Insulation Resistance	>1000 MΩ		MIL-STD-202F Method 302 Apply 100VDC for 1 minute
Endurance	ΔR±0.25%	ΔR±0.5%	MIL-STD-202F Method 108A 70±2°C, Max. working voltage for 1000 hrs with 1.5 hrs “ON” and 0.5 hrs “OFF”
Damp Heat with Load	ΔR±0.25%	ΔR±0.5%	MIL-STD-202F Method 103B 40±2°C, 90~95% R.H. Max. working voltage for 1000 hrs with 1.5 hrs “ON” and 0.5 hrs “OFF”
Bending Strength	ΔR±0.25%	ΔR±0.5%	JIS-C-5201-1 6.1.4 Bending amplitude 3 mm for 10 seconds
Solderability	95% min. coverage		MIL-STD-202F Method 208H 245±5°C for 3 seconds
Resistance to Soldering Heat	ΔR±0.25%	ΔR±0.5%	MIL-STD-202F Method 210E 260±5°C for 10 seconds
Dielectric Withstand Voltage	100V		MIL-STD-202F Method 301 Max. overload voltage for 1 minute
Thermal Shock	ΔR±0.25%	ΔR±0.5%	MIL-STD-202F Method 107G -55°C ~150°C, 100 cycles
Low Temperature Operation	ΔR±0.25%	ΔR±0.5%	JIS-C-5201-1 7.1 1 hour, -65°C, followed by 45 minutes of RCWV

Storage Temperature: 25±3°C; Humidity < 80%RH

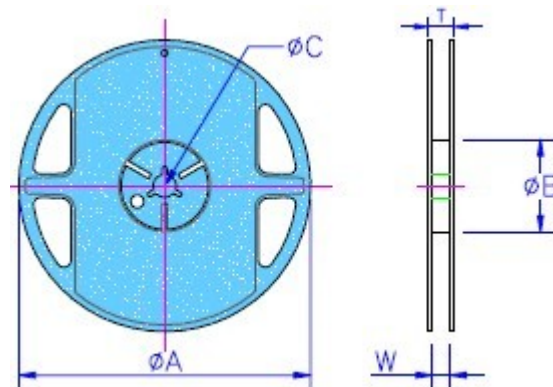
注：该规格书由北京明辉峰尚科技有限公司技术部提供，如有变更请以AIKING官方规格书为准

TFAN43FTNY1691-Viking贴片排阻-等效电路图： / TFAN43FTNY1691-Viking包装：

卷轴规格及包装数量



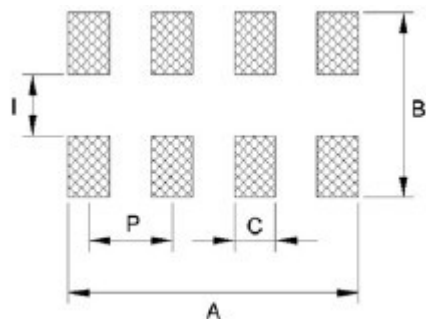
TFAN等效电路图



单位: mm

Type	PackagingQuantity	Tape Width	Reel Diameter	ΦA	ΦB	ΦC	W	T
TFAN 43	Paper	5K	8mm	178.5±1.5	60 ^{+1/-0}	13.0±0.2	9.0±0.5	12.5±0.5

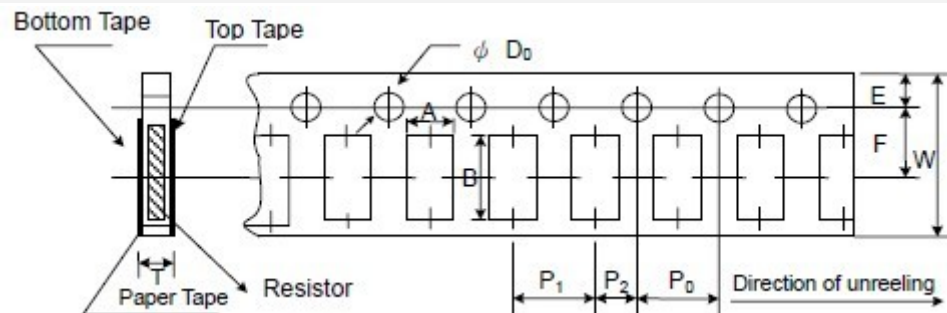
推荐焊接模式



单位: mm

Type	A	B	C	C1	I	I1	P	P1
TFAN 43	2.85	3.1	0.45	--	0.8	--	0.8	--

纸带规格



Type	A	B	W	E	F
TFAN 43	1.95±0.10	3.50±0.10	8.0±0.20	1.75±0.10	3.5±0.05

Type	P0	P1	P2	ΦD0	T
TFAN 43	4.0±0.10	4.0±0.05	2.0±0.05	1.5 ^{+0.1/-0}	0.85±0.10

注：该规格书由北京明辉峰尚科技有限公司技术部提供，如有变更请以AIKING官方规格书为准