



Enroll. Refer. Earn With ICICI Bank Home Loans

ENROLL NOW

T&C apply



What do you want to learn today?

Excel, GST, Income tax etc

All Subjects

All Faculty

Demo Videos

Home / Forum / GST

Google Custom Search

Enroll. Refer. Earn With ICICI Bank Home Loans

ENROLL NOW T&C apply

Search Forum Search

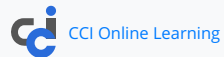
Failed to establish connection to the server . kindly restart the emsigner

Follow 62 Replies

Start a discussion Unanswered

vishak (accounts) 26 January 2017

Sir, While i Try to Submit Gst entrolment application With DscThe following Error Showing "Failed to establish connection to the server . Kindly restart the Emsigner" What is the solution ?M using Windows 7,Java 7,and installed Emsigner? What is the solution for this ?



CAclubindia Online Learning offers a wide variety of online classes and video lectures for various professional courses such as CA, CS, CMA, CISA as well as various certification courses on GST, Transfer Pricing, International Taxation, Excel, Tally, FM, Ind AS and more. know more

Your email id Phone Number Request a call back

Suresh (Learning) 26 January 2017

Hello,

Which Browser you are using? Try it in Internet Explorer, you will not get the error.

Popular Discussion

- Export sales wrongly mentioned in gstr 3b
- Gst on rent
- GST-R 1 late filing result
- Show Cause notice
- RCM on rent
- Surrender of gst no.
- Enquiry abt Gstr 3b

view more »

Stay updated with latest Discussion!

Enter Email

••• [venkat](#) (CA) [🕒 26 January 2017](#)

Even I faced the same problem while uploading DSC it's because of the website problem .u must first register the DSC and then try it at morning around 7-8 am when stress on the server is less it worked for me update java to latest version it will be done

••• [Ajit Hegde](#) (CA - Final) [🕒 26 January 2017](#)

It is not java problem. You have run the emsigner in the background before trying to sign. Double click the emsigner icon created on the desktop, you ll get a pop saying emsigner started successfully

Now try to sign digitally. Even if doesnt happen now, go to desktop-click on show icons on the right hand bottom corner-click on emsigner icon-stop service-double click on emsigner desktop icon again. It should happen

👍 3 Like

••• [Sanjay S](#) (Chartered Accountant) [🕒 26 January 2017](#)

ERROR - "Failed to establish connection to the server . Kindly restart the E-msigner"

This is turning out to be a common error when it comes to the GST Migration Process. I hope you have already installed the E-msigner utility and the same is kept running in background.

Here's what I did to get around this error:

1. Download and Install the latest version of Java. (I guess the latest version happens to be Java Version 8 Update 121)

(Your current version is 7.0. This is too outdated to be working).

2. Open Internet Explorer 10.0 or above. (Mine was IE 11.0.9600)

The above two steps **usually do the trick** for many. But if it doesn't, then you may continue to step 3.

3. Now Type - **www.java.com/verify** into the address bar. This will take you to the 'Verify java' webpage. Here you have to click on **"AGREE & CONTINUE"**.

4. Once this is done, it will take some time. In 1-2 minutes, a security warning pop-up will appear. Click on CONTINUE. And in the next pop-up, if any, click "RUN".

CCI Online Courses

● ● ● [GST certification](#)
Professional Course

● ● ● [Online Excel Course](#)
Professional Course

 [GST Annual Return](#)
Professional Course



[Browse by Category](#)

5.It will tell you that your java applets are up-to-date. If it shows that you are also having older versions, then click on UNINSTALL OLDER VERSIONS".

6. After Step 5 is done, You have to close and reopen the IE browser. Then you may try to 'Register the DSC on GST.GOV.in'.

By performing the above steps, **I was able to complete the registration process.**

If you're still getting some errors, then also do the following:

7. Install the e-token drivers (Insert the disc that came along with the DSC token.)

8. Open the e-token client/software that you just installed. (You can type the name into the START menu, since you are using Win 7)

9. Click on view certificate. If there is an INSTALL CERTIFICATE button shown against your token name, in the software, then do click on that button.

10. Once you have completed. you have to close and reopen the IE browser. Then try to Register DSC.


11. If after Step 10, you still have a problem/error on the GST webpage, then restart your computer and then try logging into GST webpage again.

The above steps pretty much solves the GST Regn errors for most people.

HOPE THIS HELPS.

 1 Like



••• [mayank](#) (article)  29 January 2017


start e m signer as run as administrator first



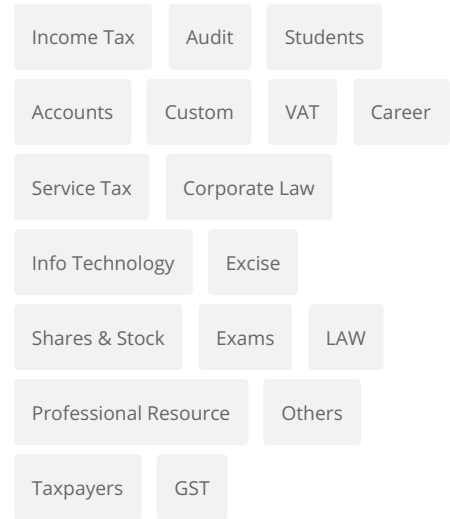
••• [vijay khataavkar](#)  13 April 2017

it wont work also after usinf internet explorer



••• [Pulkit sharma](#) (CA Practice)  17 April 2017

The issue seems be due to dual portal usage. I have given solution for [DSC error](#) on knowyourgst portal.





••• [RAJENDRA LODHA FCA](#) (CA PRACTICE) [🕒 21 April 2017](#)

Sir, I have done all the process again and again but same problem continue. There is no solution I got it. Please suggest any other technical solution so that DCS can be registered. I am using Windos 10



••• [Thomas](#) (self) [🕒 24 April 2017](#)

Right Click Emsigner icon on desktop. -> Properties-> Compatibility- > Change Settings for all users-> tick Run this programme as an administrator-> Apply_>OK -> OK.
Restart the system and try again

 1 Like



Previous [1](#) [2](#) [3](#) [4](#) [5](#) [6](#) [7](#) [Next](#)

Leave a reply

Your are not logged in . Please login to post replies

[Click here to Login / Register](#)

[← Previous Thread](#)

[Next Thread →](#)

[Recent Topics](#)

[Related Threads](#)

- ✔ SALES RETURN CREDIT NOTES
- ✔ GST officer issued a notice for clarification for
- ✔ Payment terms confusion
- ✔ Capital input not taken
- ✔ GST CALCULATION UNDER BOTH THE SCHEMES
- ✔ Gstr1 due dates
- ✔ Income tax commissioner appeals - against u/s 143
- ✔ Mismatch in report of GSTR-2A of annual return &am
- ✔ RCM claimed in next year where to show in annual r
- ✔ Intimation 143(1)

More | Post

- ✔ Failed to establish connection to the server. kindly restart
- ✔ Checksum validation failed
- ✔ Checksum validation : Failed
- ✔ Check sum validation failed error
- ✔ Solutions to emsigner issues
- ✔ "error! processing retry timeout, failed to process the section(s)" message is showing in gstr2
- ✔ Gst server not working
- ✔ GST ON ELECTRICITY CONNECTION CHARGED BY POWER SUPPLIER..ON NEWLY OCCUPIED HOUSES
- ✔ non filing of GSTR 7 due to server problem
- ✔ How to amend b2cl invoices to b2b because we have filled b2b invoices to b2cl kindly suggest r



Articles

Forum

Career

Jobs

Video

Income Tax

News

Experts

Budget

Feed

Top Members

Rewards

GST

Scorecard

CCI Online Learning

Share Files

Bookmarks

Events

Trainee Corner

Notification

Featured

Poll

Coaching Institutes

Send me Newsletter

Enter your email address

Submit

Download CCI APP



Our Newtwork Sites



[About](#) [We are Hiring](#) [Media Coverage](#) [Advertise](#) [Terms of Service](#) [Disclaimer](#) [Privacy Policy](#) [Contact Us](#)

© 2019 CAclubindia.com. Let us grow stronger by mutual exchange of knowledge.

